

# PEN ILLUSTRATION: SHADING TECHNIQUES

---

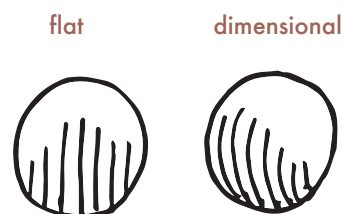
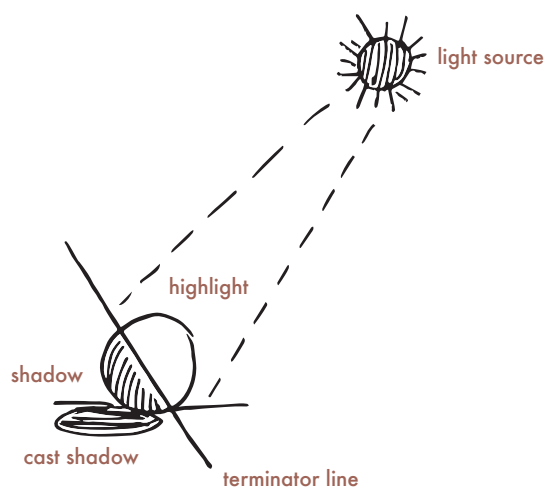
Shading is a technique that will give a 3D feel to your art using different tones on specific parts of a drawing to add depth. By drawing shadows in different values and with different styles on an object you can make your art feel more realistic and alive.

Highlight = lightest point, where the light hits


Terminator Line = the line between the light + dark side of the object

Shadow = on the object, right after the terminator line



Cast Shadow = the part "behind" the object where the shadow is




hatching




cross hatching




stippling



contour



short hatching



scales

